

# County Project Achievement

**Project Achievement** helps 4-H'ers develop both oral and written communication skills while giving them the opportunity to research/investigate a topic of their interest. In December, youth will present their demonstrations in front of their class for a local competition. Winners will be invited to compete at the district level against youth from other counties on February 20th.

**Youth who compete at DISTRICT PROJECT ACHIEVEMENT get a chance to sign up for summer camp one day early!**

Get more information at:  
<https://tinyurl.com/pcprojectachievement>

## Basics:

**Speeches:** Should contain an introduction, at least 3 main points, and a conclusion.

**Project Areas:** A list of project areas can be found at:

<https://tinyurl.com/cloverpapoprojectlist>

## Scoring:

- Delivery 15%
- Orderly Progress 25%
- Coverage of Subject 25%
- Researched Information 25%
- Time Limit (3-5 mins) 10%



## Visual Aids:

Visuals should contain a title and information highlighting the main points. Tri-boards, regular posters, or powerpoints may be used in class in December. At the district competition youth will need to use a tri-board or regular posters.

Information and pictures should be clear and large enough to be seen from across the room



**Putnam County Extension/4-H Office**

663 Godfrey Rd Suite 101

706-485-4151

[jrnunn@uga.edu](mailto:jrnunn@uga.edu)



Try these websites to help you get started on researching your topic!

Always have an adult help you with your research and remember not to copy exactly what you find online. Instead, read and learn about your topic and then write about what you learned in your own words!

## kids.nationalgeographic.com

If you don't know what you want to write about, use this website to find information about geography, science, space, animals, and historical sites. You can browse their topics until you find something amazing that interests you!



## factmonster.com

Fact Monster has a search bar so you can do research on a topic of your choice, but if you're having trouble picking a topic, you can explore the website to find something awesome to write your speech about!



## wonderopolis.org

On this website, you can explore any subject you might be wondering about! You can also use the search bar under their "discover" tab to find information about a specific topic!




## dkfindout.com

On this website, you can research your topic and not only will you find some awesome information, but the website will also suggest other, related things for you to research! What a great way for you to explore your interests!



## kids.kiddle.co

This encyclopedia is designed for kids and has a ton of information! Use the search bar to search for your topic!



# Brainstorming

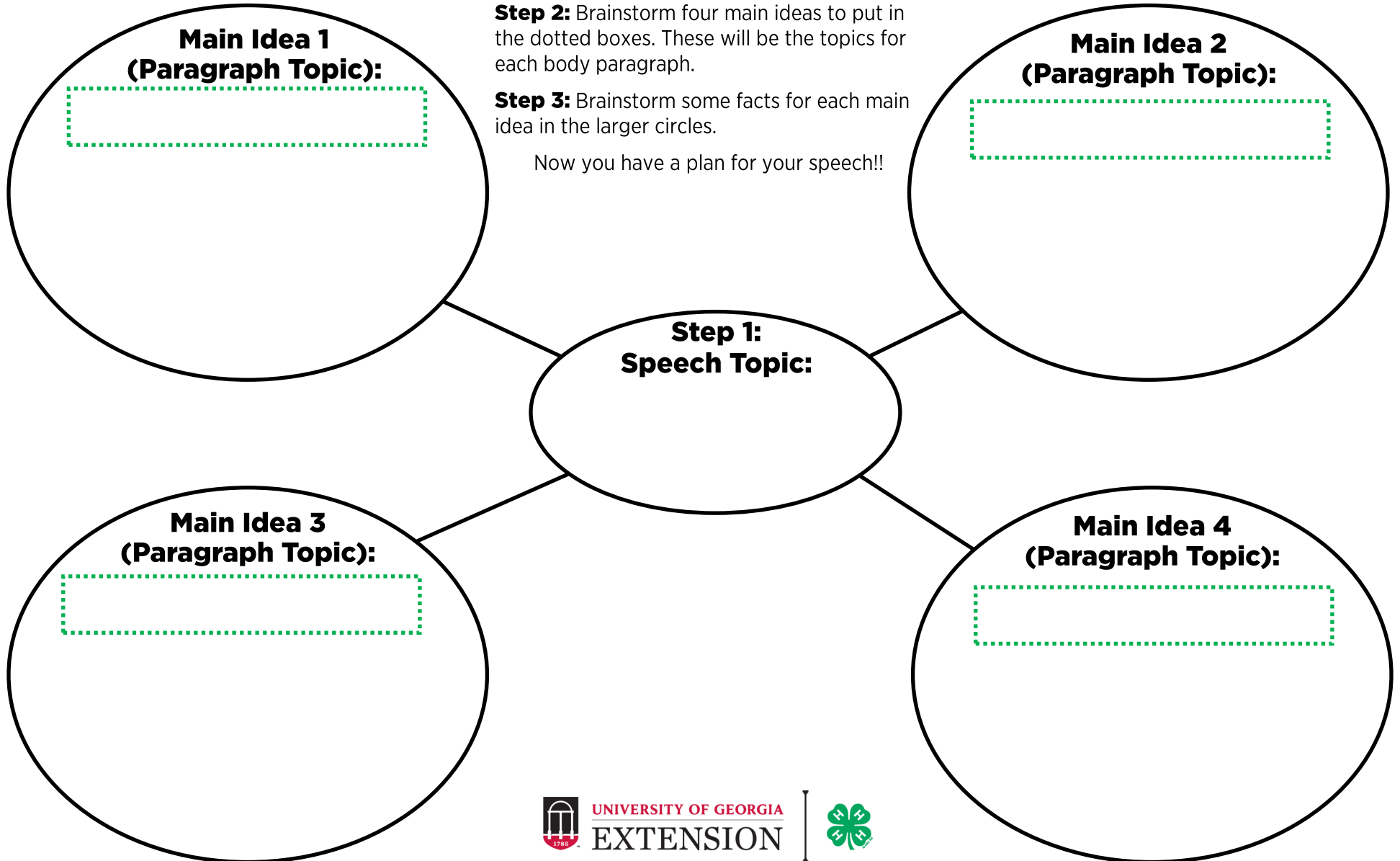
Brainstorming is one of the most important steps of the writing process. It helps you make a plan for what you are going to write about!

**Step 1:** Pick one topic for your entire speech.

**Step 2:** Brainstorm four main ideas to put in the dotted boxes. These will be the topics for each body paragraph.

**Step 3:** Brainstorm some facts for each main idea in the larger circles.

Now you have a plan for your speech!!



UNIVERSITY OF GEORGIA  
EXTENSION



# Hamburger Speech Draft

Top Bun: Introduction! This is where you grab the attention of your audience! Give an interesting quote or fact and introduce them to your topic!



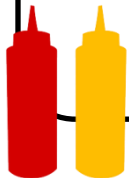
Burger Patties: Body Paragraphs! This is where you share your research! Come up with at least three main ideas you want to share!

Blank box for the first body paragraph.

Blank box for the second body paragraph.

Blank box for the third body paragraph.

Don't forget to  
add some flavor!  
Use details and  
descriptive  
words!



Bottom Bun: Conclusion! This is where you summarize your main ideas and tell us why your topic is important!